

Competent Skin Advice at the Point of Sale

Multi Dermoscope MDS 1000



- Measurement of skin hydration, oil content (sebum), skin elasticity and melanin content & need of sun protection products
- Display & interpretation on appealing diode chains
 - Show impressive close up images with the Visioscope® skin camera on the monitor in the device

Pen Station



- Quick and easy to use
- Measurement of hydration, sebum and melanin with probes
- Results immediately visible on display
- Display and freeze impressive skin & hair images with the Visioscope® Palm
- Battery powered

You want to find out more? Visit us on www.courage-khazaka.de

Worldwide Acknowledged Skin Testing Equipment

Made in Germany



Determine your customer's needs for skin & hair care products

Measurement of Skin Parameters at the Point of Sale

- World market leader for skin testing equipment since 1986
- Instruments used around the globe in research, dermatology and at the point of sale
- Full range of measurement parameters and imaging tools for skin type analysis
- From small handheld battery powered devices to smart multi-parametric systems with sophisticated software
- Ideal tools to promote cosmetic products & treatments
- Flexible customized solutions of hard- and software to suit the needs of your brand
- Combination of measurements according to your specific requirements
- From adding just your logo to creating your own design, everything is possible




Courage + Khazaka electronic GmbH

Mathias-Brüggen-Str. 91 50829 Köln Germany

Phone +49 221 9564990 Fax +49 221 9564991

info@courage-khazaka.de www.courage-khazaka.de

Take Your Cosmetic Consulting to the Next Level with the New Generation of Skin Analysis Software SCS



Multi Skin Test Center MC 1000

- multifunctional device
- moisture, sebum, pigmentation & redness, elasticity measurements
- Visioscope® PC 35 camera
- optional probes: temperature, pH, barrier function measurement



Multi Skin Test Center MC 750

- multifunctional device
- model B2 with moisture, sebum, elasticity, pigmentation & redness measurement, further models with different probe configurations
- opt.: temperature, pH, barrier function



Visioscope® PC 35

- USB-camera with parallel & cross polarized light to monitor skin surface and hair
- including Sebufix® F 16 & Corneofix® F 20



Visiopor® PP 34N


- USB-skin camera with special UV-light and polarisation filter to monitor the fluorescent porphyrines (acne bacteria)



VisioFace® 1000 D

- Full face photo booth with white diode illumination & high resolution digital reflex camera.
- „UV-like“ image, pigmentation/redness, pores, spots, wrinkles & complexion evenness

measurement of hydration on cheek

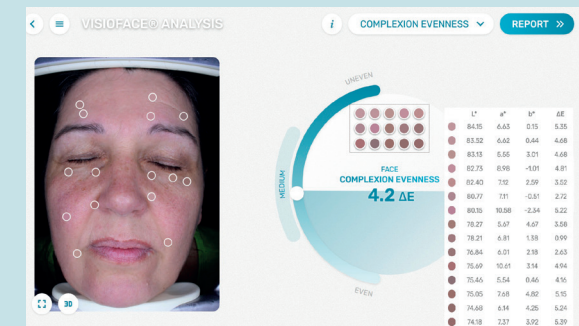


Skin Competence System

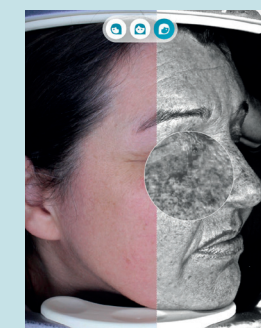
- Completely intuitive & full of possibilities
- Wow effect of the vivid, meaningful & detailed analysis for your customers
- Face tour or free face & body measurements
- Address the top skin concerns of your customers
- All data, results & images can be saved
- Customize the program to your CI (name, color, logo, images or videos)
- Export of measurement data
- Supports touch screen devices



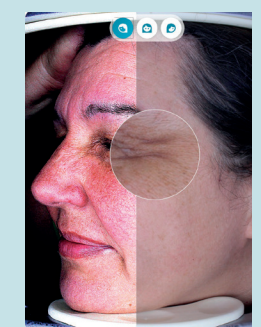
Visioscope® analysis of crow's feet



VisioFace®: evenness of skin tone

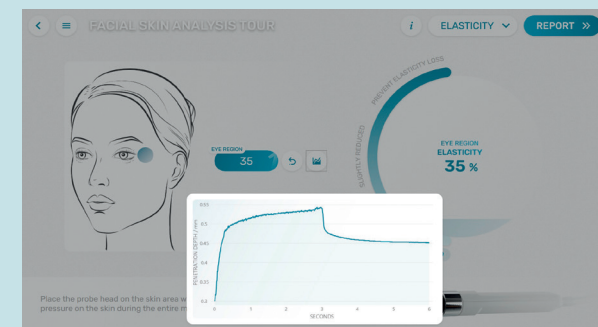


Visioscope® with Sebufix®



Visiopor® analyzing porphyrines

VisioFace® :
- UV-like image
- pores
- crow's feet



measurement of elasticity at the temple

measurement of barrier function on arm

